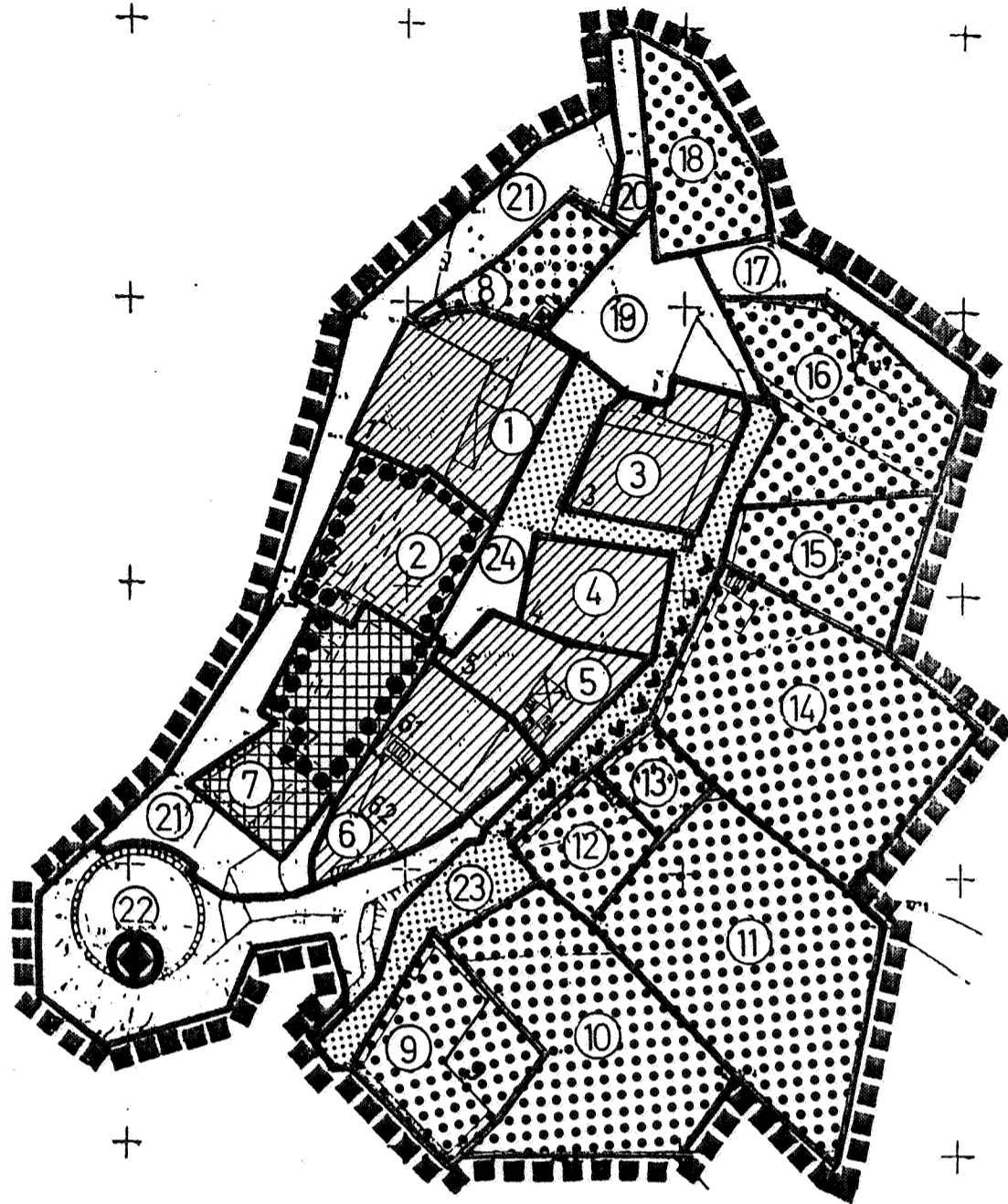






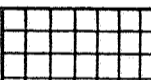




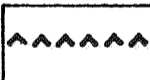
ANALIZA POSTOJEĆEG STANJA

R 1:500

list 8

S



-  stambene parcele
-  broj parcele
-  poljoprivredne, proizvodne parcele sa objektima
-  karakterističan detalj popločavanja
-  javne i otvorene površine
-  kompletna građevinska celina
-  poljoprivredne parcele
-  gumna
-  saobraćajne parcele
-  karakteristični elementi oblikovanja prostora

PREGLED OSNOVNIH KARAKTERISTIKA OBJEKATA

BROJ OBJE KTA	OSNOVNA GRADJEVINA											DOGRADNJA					POSTOJEĆE STANJE				
	PRE	DUZ	SIR	ODN	POV	SPR	KOE	KOR	DUZ	SIR	ODN	POV	SPR	KOE	KOR	POV	KOR	BON	STI		
	INA	INA	INA	OS	POD	ATN	FIC	ISN	INA	INA	OS	POD	ATN	FIC	POV	POD	ISN	ITE	LSK		
NAH	NAH	OSN	OSN	STR	OBJ	DST	IJE	A	DOG	DOG	STR	DOG	DST	IJE	OBJ	A	T	GRU			
ENA	ENA	OVE	OVE	ANA			NT	POV	NJE	NJE				NT	POV			PA			
	(D)	(S)	D/S	D*S			K1		(D)	(S)	D/S	D*S									
	1	2	3	4	5	6	7	8	10	11	12	13	14	15	16	17	18	19	20		
11	OSK	9.40	7.00	1.34	66	NP+P	2.00	132	2.10	1.80	1.17	4	P	1.00	4	70	135	3	32		
21	OSK	10.00	5.00	2.00	50	P+1	2.00	100	12.00	3.60	3.33	43	P+1	2.00	86	93	186	7	32		
31	OSK	8.00	6.70	1.19	54	P+PK	2.00	107				0			0	54	107	2	32		
32	DDO	4.00	2.50	1.60	10	P	1.00	10				0			0	10	10	7	33		
41	OSK	10.00	7.20	1.39	72	NP+P	2.00	144				0			0	72	144	2	32		
51	OSK	6.50	5.50	1.18	36	P+1	2.00	72	2.00	2.00	2.50	4	P+T	1.25	5	40	77	3	32		
61	OSK	6.20	5.50	1.13	34	P+1	2.00	68				0			0	34	68	3	32		
62	OSK	5.90	5.20	1.13	31	P	1.00	31				0			0	31	31	4	33		
71	DAP	11.00	5.50	2.00	61	P+1	2.00	121	7.00	3.00	2.33	21	P	1.00	21	82	142	8	32		
91	DAP	6.00	6.00	1.00	36		1.00	36				0			0	36	36	6	33		
10		4.00	2.50	1.00	448			820	2.00	1.80	1.17	72			116	520	936				
		11.00	7.20	2.00					12.00	3.60	3.33										
		7.70	5.61	1.40					5.78	2.60	2.33										

